



R3 - 234 Pro

3-Channel Remote Amp for SCM25/45

Overview

3-channel 5U/19" rack mount amplifier to partner SCM25/45Ai and 45AiW Pro loudspeakers.

Each channel features 3-way active crossovers and three power amplifiers; Bass, Mid, High Frequency

Speaker level audio connections via Neutrik NL8 connectors.

Amplifier front panel mounted bi-colour LEDs display power on/off and limiter 'active'.

Amp-to-speaker power / limit LED connections via 5-pin XLR.

Speaker & LED cable assemblies supplied separately and built to order. Lengths must be specified.

Electronic specifications

Specifications are for a single channel of the 3-channel amp.

Balanced Input: Rear Panel Mounted Female XLR, pin 2 hot.

Input Impedance: 20k Ω (differential).

Input CMRR: >82dB (10kHz).

Input Sensitivity: 2.2dBu/1Vrms for full power.

Input Sensitivity Control: Continuously Variable from 2.2dBu-8.2dBu/1Vrms-2Vrms (-6dB). Internal adjustment.

Bass Boost Control: Continuously variable from 0dB to +3dB. Internal adjustment.

Crossover Filters: 4th Order Linkwitz-Riley at 380Hz and 3.5kHz.

Frequency Response: <2Hz to >200kHz (-3dB).

Amplifier type: Grounded Source MOSFET based Class A/B, convection cooled.

Output Power: Bass 150W (8 Ω), Mid 60W (8 Ω), HF 32W (6 Ω).

THD+N: <0.003%/-92dB (1kHz, 1dB below rated power; 90kHz BW)

Limiter: ATC Active FET Momentary Gain Reduction, limiter 'active' indicated via LEDs on amp & speaker front panels.

Speaker Level Output: Rear Panel Mounted Neutrik NL8.

Power/Clip LED Output: 1x Rear Panel Mounted 5-Pin Female XLR.

Mains Input: 220-230V or 115V – Factory set. Please observe panel markings and labels!

Power Consumption: Idle 24W/35VA. 1/8th Power 117W/159VA. Full Power 255W/324VA.

Heat Output: Idle 82BTU/hr. 1/8th power 335 BTU/hr. Full Power 358BTU/hr.

Physical specifications

See following page.

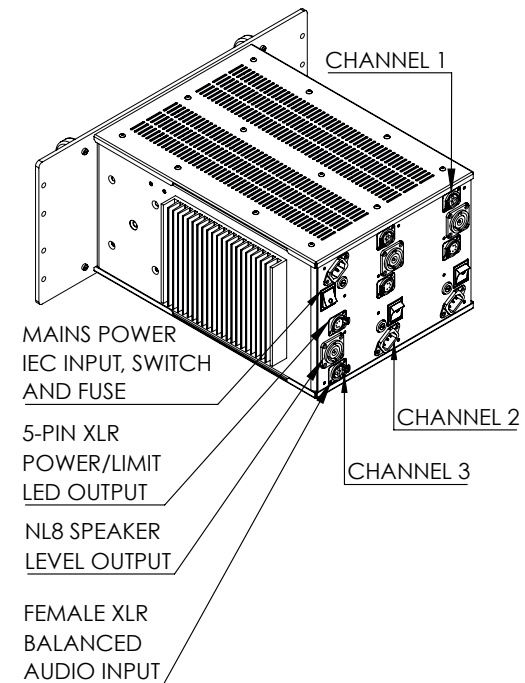
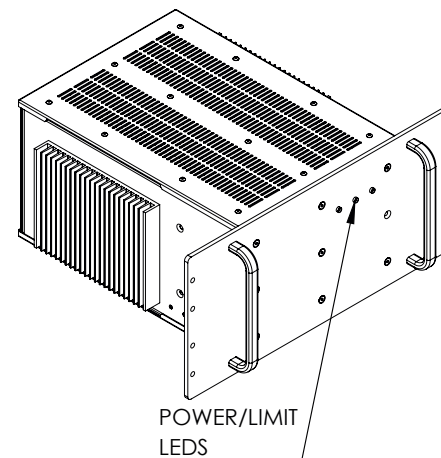
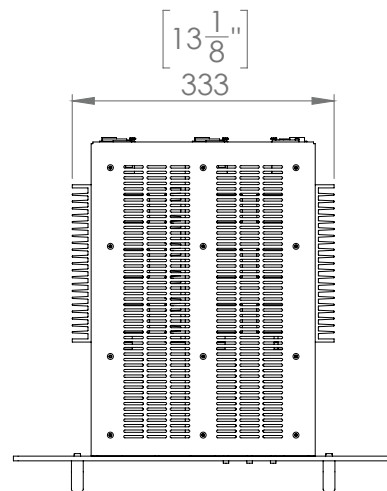
R3-234 Pro

3-Channel Remote Amp for SCM25/45

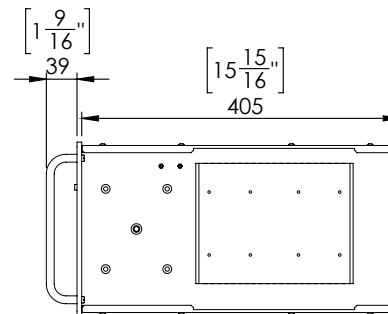
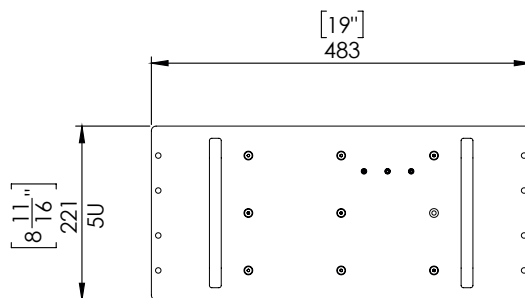
Net Weight: 23.3kg/51.3lbs.

Dimensions...

R3-234 PRO



AMPS ARE CONVECTION COOLED.
INSTALL IN A COOL WELL VENTILATED SPACE.
LEAVE MIN. 1U CLEAR BETWEEN AMPLIFIERS AND ADJACENT EQUIPMENT.



ALLOW 185MM /
7 1/4" CLEARANCE
BEHIND FOR
CONNECTOR &
CABLE BEND RAD.

